

# Rocket Quilters Mystery Quilt 2012

## Clue Three

**FABRIC CUTTING:** Today we are cutting selvage to selvage strips. Some of them are cut in half, because we need  $\frac{1}{2}$  strip pieces. Details below.

Full Size Quilt :

**BACKGROUND:** Cut three strips  $2\frac{1}{2}$ " wide; subcut into  $2\frac{1}{2}$ " squares (you need 48)

**BACKGROUND:** Cut eight strips  $2\frac{1}{2}$ " wide; subcut into  $2\frac{1}{2}$ " x  $6\frac{1}{2}$ " rectangles (you need 48)

**MEDIUM:** Cut six strips  $2\frac{1}{2}$ " wide; subcut into  $2\frac{1}{2}$ " squares (you need 96)

**MEDIUM:** Cut three strips 2" wide; subcut one strip into two pieces 2" x 20" (half strips)

**MEDIUM:** Cut one strip  $3\frac{1}{2}$ " wide

**MEDIUM-LIGHT:** Cut two strips 2" wide

**MEDIUM-LIGHT:** Cut two strips  $3\frac{1}{2}$ " wide; subcut one strip into two pieces 2" x 20" (you only need one)

Table Runner:

**BACKGROUND:** Cut one strip  $2\frac{1}{2}$ " wide; subcut into  $2\frac{1}{2}$ " squares (you need 12)

**BACKGROUND:** Cut two strips  $2\frac{1}{2}$ " wide; subcut into  $2\frac{1}{2}$ " x  $6\frac{1}{2}$ " rectangles (you need 12)

**MEDIUM:** Cut two strips  $2\frac{1}{2}$ " wide; subcut into  $2\frac{1}{2}$ " squares (you need 24)

**MEDIUM:** Cut one strip 2" wide ; subcut into two pieces 2" x 20" (half strips)

**MEDIUM:** Cut one strip  $3\frac{1}{2}$ " wide; subcut into two pieces 2" x 20" (you only need one)

**MEDIUM-LIGHT:** Cut one strip 2" wide ; subcut into two pieces 2" x 20"

**MEDIUM-LIGHT:** Cut one strip  $3\frac{1}{2}$ " wide; subcut into two pieces 2" x 20" (you only need one)

Lap Quilt or Wall Hanging Size:

**BACKGROUND:** Cut one strip  $2\frac{1}{2}$ " wide; subcut into  $2\frac{1}{2}$ " squares (you need 16)

**BACKGROUND:** Cut three strips  $2\frac{1}{2}$ " wide; subcut into  $2\frac{1}{2}$ " x  $6\frac{1}{2}$ " rectangles (you need 16)

**MEDIUM:** Cut two strips  $2\frac{1}{2}$ " wide; subcut into  $2\frac{1}{2}$ " squares (you need 32)

**MEDIUM:** Cut one strip 2" wide ; subcut into two pieces 2" x 20"

**MEDIUM:** Cut one strip  $3\frac{1}{2}$ " wide; subcut into two pieces 2" x 20" (you only need one)

**MEDIUM-LIGHT:** Cut one strip 2" wide ; subcut into two pieces 2" x 20"


**MEDIUM-LIGHT:** Cut one strip  $3\frac{1}{2}$ " wide; subcut into two pieces 2" x 20" (you only need one)

Making  $10\frac{1}{2}$ " unfinished blocks:

Full Size Quilt: Make twelve (12).


Table Runner: Make three (3).

Lap Quilt/Wall Hanging: Make four (4).



Outer unit:

There are four of these in each block. So full size quilts need 48; table runners need 12; lap quilt/wall hanging need 16.



Place a  $2\frac{1}{2}$ " medium square on each end of a  $2\frac{1}{2}$ " x  $6\frac{1}{2}$ " background rectangle. Stitch on the outer side of the diagonals as shown. In other words, just next to the line - not on it; on the side closest to the corner.

Press to the dark. Trim corner seams to  $\frac{1}{4}$ ".




Nine patch unit: Making a nine patch from strips.

There is one of these in each block. So full size quilts need 12; table runners need 3; lap quilt/wall hanging need 4.

Sew one  $3\frac{1}{2}$ " medium-light strip to two 2" medium strips. Medium-light in the middle; medium on each side. Crosscut this new  $6\frac{1}{2}$ " strip into 2" sections. Full size need 24; table runners need 6; lap quilt/wall hanging need 8. (For the full size quilt, you will sew a second set of strips using  $\frac{1}{2}$  strip medium;  $\frac{1}{2}$  strip medium-light;  $\frac{1}{2}$  strip medium.)

Sew one  $3\frac{1}{2}$ " medium strip to two 2" medium-light strips. Medium in the middle; medium-light on each side. Crosscut this new  $6\frac{1}{2}$ " strip into  $3\frac{1}{2}$ " sections. Full size need 12; table runners need 3; lap quilt/wall hanging need 4. (The table runner and lap sizes use  $\frac{1}{2}$  strip lengths to make the strip sets.)

Make a Nine Patch Center, using two crosscut 2" sections and one crosscut  $3\frac{1}{2}$ " section.



This is a 2" crosscut section of the medium/medium-light/medium strip set.

This is a  $3\frac{1}{2}$ " crosscut section of the medium-light/medium/medium-light strip set.

This is a 2" crosscut section of the medium/medium-light/medium strip set.

## Make a Super Nine Patch

Arrange  $2\frac{1}{2}$ " background squares, outer units, and nine patch center as shown.

Sew together as you would any nine patch.

Note that there are no seams to match in the center section. The half square triangles in the outer units are not supposed to match the seams of the center nine patch.

